



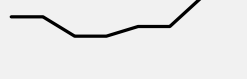



	Metric	Target	Current Data	Trend	RAG	Commentary
Better Care Fund Overarching Metrics	◆ METRIC 1: Permanent admissions of older people (aged 65 and over) to residential and nursing care homes, per 100,000 population, per year	606.4	605.4		G	The current data shows the September forecast for 2016/17. The BCF target for 16/17 is a maximum of 827 admissions. The full year forecast is 826 admissions (or 605.4 per 100,000 population) which meets the BCF target.
	◆ METRIC 2: Proportion of older people (65 and over) who were still at home 91 days after discharge from hospital into reablement / rehabilitation services	84.20%	90.30%		G	The target relates to hospital discharges between October and December 2016 followed by accommodation location between January and March 2017. The measure is monitored on a rolling period with the current performance relating to hospital discharges between April '16 and June '16 and accommodation location between July and September '16. The BCF target is met.
	◆ METRIC 3: Delayed transfers of care from hospital per 100,000 population, average monthly rate per quarter	231.91	349.53		R	BCF DToCs targets are quarterly and 231.91 covers the period Jul-Sep'16 (Q2). The Q2 performance is the average days delayed during Jul-Sep '16 and shown as a rate per 100,000 18+ population. Currently we have July and August's data but Q2 performance target is not on track to meet the Q2 target as there has been increases for both NHS and ASC delays.
	◆ METRIC 4: Total non-elective admissions into hospital (general and acute), per 100,000 population, average monthly rate per quarter	724.37	713.31		A	For the period Apr-16 to Aug-16 there have been 25,199 non-elective admissions, against a target of 24,494 - a variance of 705. This is RAG-rated as amber. Furthermore, the forecast for the end of the 2016/17 financial year is that there could be 61,506 admissions, against a target of 58,896. This would be RAG-rated as amber.
	◆ METRIC 5: Patient / service user experience. Patients satisfied with support to manage long term health conditions	62.20%	63.60%		G	Current data shows July – September 2015 and January – March 2016 results published in July 2016. Target is for this period. The target was achieved.
	◆ METRIC 6: Emergency admissions for injuries due to falls in people aged 65 and over per 100,000 population, per month	139.76	125.39		G	There were 171 falls leading to admissions for injury for Leicestershire residents aged 65 and over in July 2016. This is a rate of 125.4 per 100,000, which currently meets the BCF target of 139.8. This would mean a final year out-turn, based on Apr – Jul data, of 1,333.0 which would be rated green against the target of 1,677.1.

This page is intentionally left blank